

# STUDIES ON THE OILS CONTAINED IN BLUBBER OF A SOUTHERN ELEPHANT SEAL

HIDEO TSUYUKI\* AND SHINGO ITOH\*

## INTRODUCTION

The Southern elephant seal, *Mirounga leonina*, is found off the Antarctic Ocean and thinking approximate species, the Northern elephant seal, *Mirounga angustirostris*, is mostly distributed over the coast of California and Mexico. They are the largest of all the marine carnivores and belong to the seal family. They grow up body length 5.5–6.7 metres and body weight about 3 tons.

As to the study on the seal family oil, we find the following reports ; Saghalien seal oil (Tsujiimoto, 1916), Antarctic seal oil (Ueno & Iwai, 1939), common seal oil (Bauer & Neth, 1942), common seal, *Phoca vitulina*, oil (Williams & Makhrov, 1935), commercial Newfoundland seal oil (Burke & Jaspersen, 1944), blubber and liver oil of Grey Atlantic seal, *Halichoerus grypus* and common seal (Hilditch and Pathak, 1947, 1949), milk oils of Grey Atlantic and common seals (Meave, 1952), blubber oils of Leopard seal, *Hydrurga leptonyx* and Crabeater seal, *Lobodon carcinophagus* (Winter & Nunn, 1950, 1953).

Reviewing the works ever reported on the elephant seal oil, Tsuyuki studied on the properties of the oils contained in various blubbers of the Northern elephant seal caught at the coast of Mexico (1957) and its component fatty acids (1958), and Winter and Nunn studied on the fatty acid composition of the blubber oils from a wide range of specimens of the Southern elephant seal caught at Macquarie and Herald Island in the Antarctic (1950, 1953).

The writers wish to express here their thanks to President of The Whales Research Institute, Dr. Hideo Omura and Dr. Tadayoshi Ichihara who are kind enough to present us the Southern elephant seal oils.

## MATERIALS AND METHODS

### *Sample used*

The Southern elephant seal, *Mirounga leonina*, caught off the South Georgia Island on the 15th of November, 1964 was used in this experiment. It was immediately frozen within an hour after the catch. The frozen body was brought to Japan on the 28th of January, 1965. The details of the Southern elephant seal used in this experiment are shown in Table 1 and Fig. 1. Oils were extracted by boiling with water from various blubbers which are shown in Fig. 1 and Table 2. The properties of various blubber oils were examined by ordinary methods (Table 3).

\* Laboratory of Food Engineering, College of Agriculture & Veterinary Medicine, Nihon University. (49,3-Chome, Setagaya-Ku, Tokyo)

TABLE 1. DETAILS OF SOUTHERN ELEPHANT SEAL  
(Cited from ICHIHARA & NISHIWAKI, 1966)

Sex	Age	Body weight (except blood)	Body length	Girth at the tip of flipper	Girth at the shoulder	Girth at anus
Male	6	906.9 Kg	2.73 m	2.50 m	2.47 m	0.75 m

TABLE 2. BLUBBERS AND OILS

Sample	Kinds of blubber	Thickness of blubber (cm.)	Oil content in blubber (%)	Appearance (at 30°C)
A	Dorsal blubber of abdominal cavity	4-6	67.2	Yellowish orange liquid
B	Blubber of frontal (part between eyes)	2-3	53.8	Yellowish orange liquid
C	Dorsal blubber of thoracic cavity	4-6	57.1	Yellowish orange liquid
D	Dorsal blubber of abdominal cavity	5.5-6	76.9	Yellowish orange liquid
E	Ventral blubber of thoracic cavity	5-6	52.1	Yellowish orange liquid
F	Ventral blubber of neck	3-4	69.5	Yellowish orange liquid
G	Ventral blubber of thoracic cavity	4-5	62.9	Yellowish orange liquid
H	Ventral blubber of abdominal cavity	3-4	57.7	Yellowish orange liquid
I	Ventral blubber of pelvis	2-3	71.8	Yellowish orange liquid
J	Ventral blubber of hindmost part	2	56.9	Yellowish orange liquid
K	Blubber of tongue	1	66.3	Yellowish orange liquid

TABLE 3. PROPERTIES OF BLUBBER OILS

Sample	$N_D^{30}$	Acid value	Sapon. value	Iodine value	Unsapon. matter (%)
A	1.4691	1.67	191.4	127.3	0.23
B	1.4689	1.32	197.5	127.6	0.26
C	1.4690	1.73	189.5	117.6	1.10
D	1.4699	1.55	190.7	130.7	0.58
E	1.4691	1.29	193.1	118.2	0.69
F	1.4684	1.59	195.8	121.5	0.55
G	1.4690	1.49	196.2	126.5	0.24
H	1.4690	1.47	196.1	120.5	0.19
I	1.4689	1.42	191.6	132.2	0.23
J	1.4692	1.28	190.3	132.4	0.26
K	1.4691	1.21	192.7	129.7	0.23

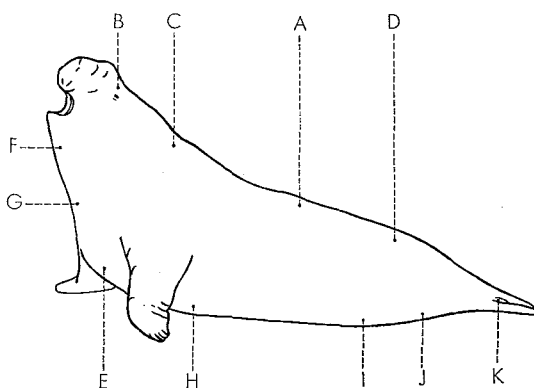


Fig. 1. Various blubbers of Southern elephant seal

*Preparation of the methyl esters of the fatty acids*

The various blubber oils were saponified by refluxing them with excess 2N alcoholic potash for 2 hours on a steam bath. The alcohol was evaporated, the soap residue dissolved in water and excess dilute sulphuric acid added to liberate the fatty acids. These were washed with successive portions of water to remove mineral acid. The fatty acids were dissolved in ether and this solution was dried by adding anhydrous sodium sulphate. The ether was evaporated under reduced pressure. The properties of conjugated fatty acids are shown in Table 4.

TABLE 4. PROPERTIES OF MIXED FATTY ACIDS

Sample	Appearance (at 30°C)	$n_D^{30}$	Iodine value	Neutralization value
A	Reddish orange liquid	1.4599	129.6	193.2
B	Yellowish orange liquid	1.4590	129.5	199.0
C	Yellowish orange liquid	1.4518	127.0	195.8
D	Yellowish orange liquid	1.4598	133.5	191.0
E	Reddish orange liquid	1.4600	124.8	194.1
F	Reddish orange liquid	1.4598	128.2	198.1
G	Orange liquid	1.4595	131.5	198.5
H	Reddish orange liquid	1.4597	128.6	199.2
I	Yellowish orange liquid	1.4582	137.3	193.3
J	Yellowish orange liquid	1.4589	136.7	192.7
K	Yellowish orange liquid	1.4561	131.7	194.1

The fatty acid residue was refluxed for 10 hours on the steam bath with four to five times its weight of a 2% solution of sulphuric acid in methanol under  $N_2$  gas.

After removal of the bulk of the methanol, the residue was dissolved in ether and washed first with water to remove mineral acid, then with 5% sodium carbonate solution to remove unesterified fatty acid, and finally with water to remove carbonate.

The ether solution of the methyl esters was dried over anhydrous sodium sulphate and the solvent evaporated under reduced pressure. The methyl esters were



It was confirmed that the component fatty acid of the blubber oil of Southern elephant seal was the saturated fatty acids as follows ;  $C_{12}$ ,  $C_{13}$ ,  $C_{14}$ ,  $C_{15}$ ,  $C_{16}$ ,  $C_{17}$ ,  $C_{18}$ ,  $C_{19}$ ,  $C_{20}$ ,  $C_{22}$  and other peaks were estimated by the relation of straight line in the numbers of double-bond of carbon and the logalim of retention time as the unsaturated acids of following ;  $C_{14}$  monoenoic,  $C_{14}$  dienoic,  $C_{16}$  monoenoic,  $C_{16}$  dienoic,

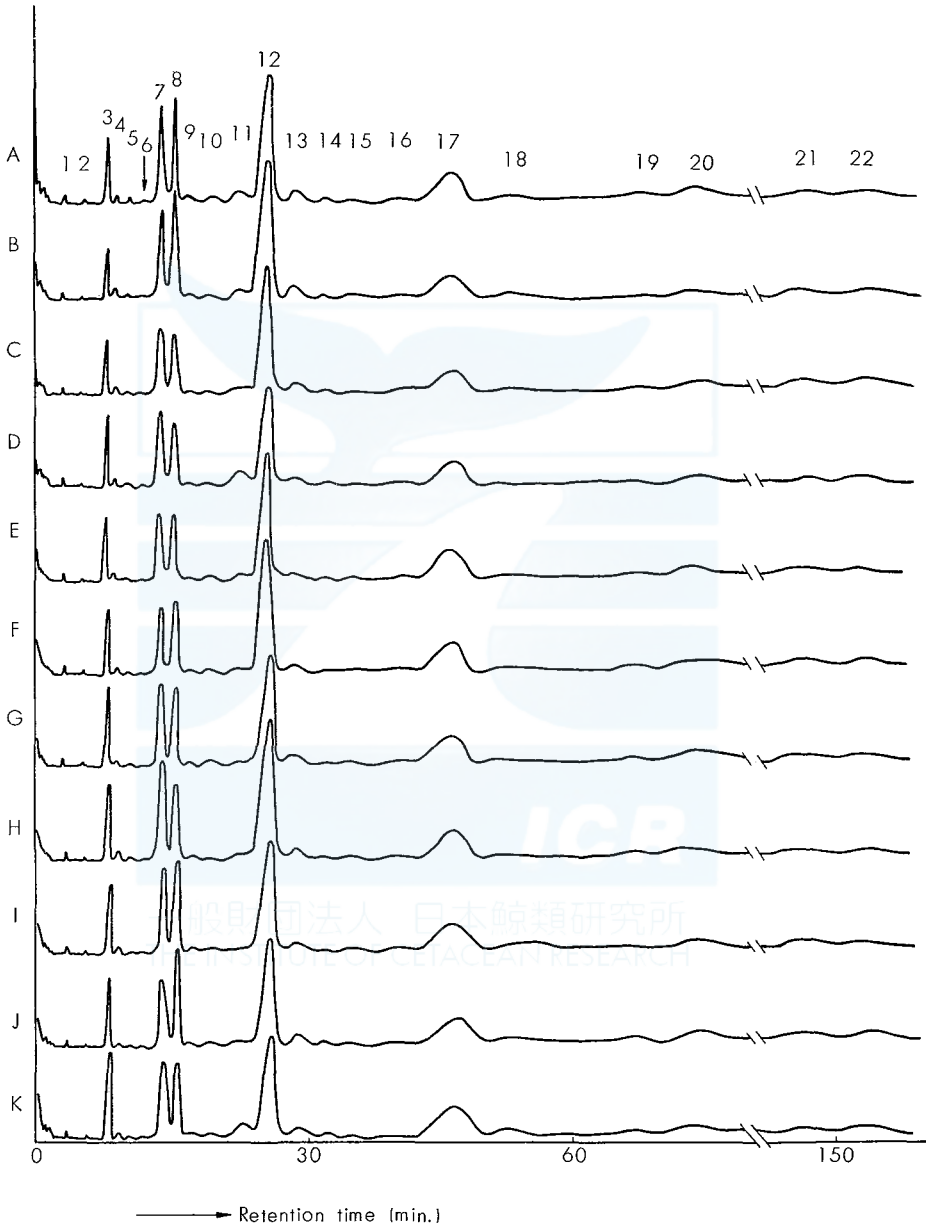


Fig. 2. Gas chromatogram of fatty acid methyl esters of blubber oils

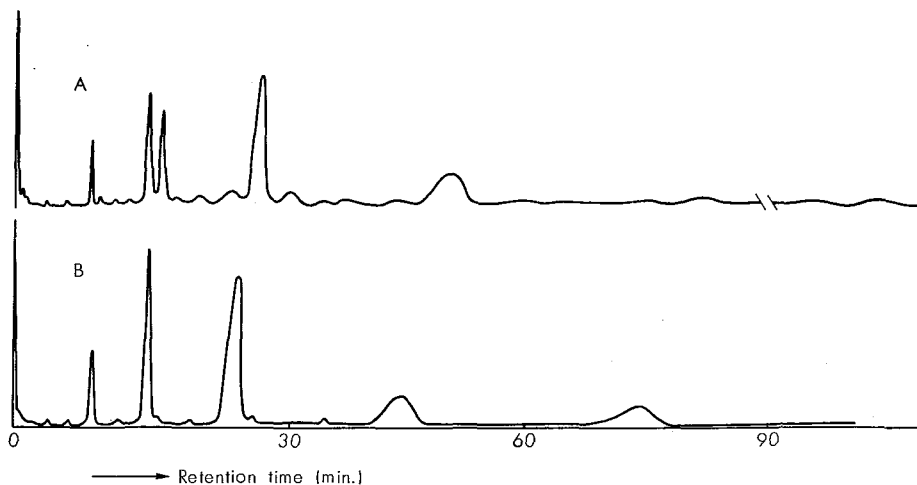


Fig. 3. Gas chromatogram of fatty acid methyl ester of blubber oil before and after hydrogenation A. before hydrogenation B. after hydrogenation

$C_{16}$  trienoic,  $C_{18}$  monoenoic,  $C_{18}$  dienoic,  $C_{18}$  trienoic,  $C_{20}$  monoenoic,  $C_{20}$  dienoic,  $C_{22}$  monoenoic,  $C_{22}$  pentaenoic,  $C_{22}$  hexaenoic.

According to the weight method of each peak area, the percentages of total fatty acids were shown in Table 5.

The acid values of blubber oils extracted from various parts of Southern elephant seal were low as shown in Table 2, therefore it proved that the free fatty acids were less in blubber oils.

On the other hand, both acid value and unsaponification material content are comparatively low, therefore these facts seem to show that the blubber oils consist of nearly glycerides.

As shown in Fig. 2, the component fatty acids of oils obtained from various blubbers are nearly similar.

According to the results, the component fatty acid is unsaturated  $C_{18}$  monoenoic (35.40–41.73%), the next prominent is unsaturated  $C_{16}$  monoenoic (10.83–12.68%). Other component fatty acids are as follows; saturated  $C_{16}$  (10.22–12.63%), unsaturated  $C_{20}$  monoenoic (10.03–12.35%), unsaturated  $C_{22}$  monoenoic (4.04–6.77%), saturated  $C_{14}$  (4.17–5.16%), unsaturated  $C_{18}$  dienoic (1.90–2.67%), unsaturated  $C_{22}$  hexaenoic (1.51–2.74%), unsaturated  $C_{22}$  pentaenoic (1.36–2.86%), saturated  $C_{18}$  (1.29–3.18%), unsaturated  $C_{16}$  trienoic (1.20–1.89%), unsaturated  $C_{14}$  monoenoic (0.81–1.59%), unsaturated  $C_{20}$  dienoic (0.98–1.26%), unsaturated  $C_{18}$  trienoic (0.65–1.24%), unsaturated  $C_{16}$  dienoic + saturated  $C_{17}$  (0.47–1.21%), saturated  $C_{15}$  (0.15–1.02%), saturated  $C_{12}$  (0.41–1.00%), saturated  $C_{20}$  (0.14–0.42%), saturated  $C_{19}$  (0.10–0.37%), unsaturated  $C_{14}$  dienoic (0.08–0.40%), saturated  $C_{13}$  and  $C_{22}$  (respectively trace), as shown in Table 6.

After all, the total saturated fatty acids content is 16.95–24.99%, while the total unsaturated fatty acids content is 68.54–90.09%.

TABLE 6. EACH FATTY ACID CONTENT (%) IN VARIOUS BLUBBER OILS  
(in order of large value)

Order	Fatty acid	Percentages	Average percentage
1	C18:1	35.40-41.73	38.67
2	C16:1	10.83-12.68	11.61
3	C16:0	10.22-12.63	11.37
4	C20:1	10.03-12.35	11.27
5	C22:1	4.04- 6.77	5.19
6	C14:0	4.17- 5.16	4.83
7	C18:2	1.90- 2.67	2.36
8	C22:6	1.51- 2.74	2.21
9	C22:5	1.36- 2.86	2.05
10	C18:0	1.29- 3.18	1.94
11	C16:3	1.20- 1.89	1.67
12	C14:1	0.81- 1.59	1.21
13	C20:2	0.98- 1.26	1.11
14	C18:3	0.65- 1.24	1.06
15	C17:0+C16:2	0.47- 1.21	1.03
16	C15:0	0.15- 1.02	0.66
17	C12:0	0.41- 1.00	0.43
18	C20:0	0.14- 0.42	0.27
19	C19:0	0.10- 0.37	0.17
20	C14:2	0.08- 0.40	0.09
21	C13:0	trace	—
22	C22:0	trace	—

TABLE 7. A COMPARISON OF THE FATTY ACID COMPOSITION OF THE  
SOUTHERN ELEPHANT SEAL AND THE NORTHERN ELEPHANT SEAL OIL

Fatty acid		Southern elephant seal	Northern elephant seal
Saturated acid	C <sub>12</sub>	0.41- 1.00%	—%
	C <sub>13</sub>	trace	—
	C <sub>14</sub>	4.17- 5.16	3.52
	C <sub>15</sub>	0.15- 1.02	—
	C <sub>16</sub>	10.22-12.63	12.82
	C <sub>17</sub>	0.47- 1.21	—
	C <sub>18</sub>	1.29- 3.18	3.61
	C <sub>19</sub>	0.10- 0.37	—
	C <sub>20</sub>	0.14- 0.42	0.41
	C <sub>22</sub>	trace	0.01
	Total saturated acid	16.95-24.99%	20.37%
Unsaturated acid	C <sub>14</sub>	0.89- 1.99 (-2, -4H)	0.96 (-2.0H*)
	C <sub>16</sub>	12.50-16.41 (-2, -4, -6H)	10.02 (-2.5H*)
	C <sub>18</sub>	37.95-45.64 (-2, -4, -6H)	33.22 (-3.0H*)
	C <sub>20</sub>	11.05-13.68 (-2, -4H)	24.50 (-4.4H*)
	C <sub>22</sub>	6.15-12.37 (-10, -12H)	10.25 (-7.1H*)
	C <sub>24</sub>	—	0.59 (-6.6H*)
Total unsaturated acid	68.54-90.09%	79.63%	

\* average unsaturation

Comparing with the component acids of Northern elephant seal, *Mirounga angustirostris*, oil studied by Tsuyuki and Southern elephant seal, *Mirounga leonina*, oil in this experiment (Table 7), there is remarkable difference in C<sub>18</sub> monoenoic acid content.

The total unsaturated C<sub>18</sub> acid content (37.95–45.64%) of the Southern elephant seal oil is higher than that (33.22%) of the Northern elephant seal oil, on the contrary, the total unsaturated C<sub>20</sub> acid content (11.05–13.68%) of the Southern elephant seal oil is lower than that (24.50%) of the Northern elephant seal oil. In other fatty acid contents, there is no remarkable difference between both seal oils.

In this study, the existence of the saturated acids with odd carbon atoms (13, 15, 17, 19) was confirmed, but the unsaturated C<sub>24</sub> acid was not confirmed.

### SUMMARY

1. The oils contained in various blubbers of the Southern elephant seal, *Mirounga leonina*, were studied.

The fatty acid composition of the Southern elephant seal oil was studied by gas chromatography on a polyester column.

The results obtained are as follows ;

Total saturated fatty acids 16.95–24.99% ;

lauric acid	0.41– 1.00%
tridecanoic acid	trace
myristic acid	4.17– 5.16%
pentadecanoic acid	0.15– 1.02%
palmitic acid	10.22–12.63%
heptadecanoic acid	0.47– 1.21%
stearic acid	1.29– 3.18%
nonadecanoic acid	0.10– 0.37%
arachidic acid	0.14– 0.42%
behenic acid	trace

Total unsaturated fatty acids 68.54–90.09% ;

C <sub>14</sub> monoenoic acid	0.81– 1.59%
C <sub>14</sub> dienoic acid	0.08– 0.40%
C <sub>16</sub> monoenoic acid	10.83–12.68%
C <sub>16</sub> dienoic acid	0.47– 1.21%
C <sub>16</sub> trienoic acid	1.20– 1.89%
C <sub>18</sub> monoenoic acid	35.40–41.73%
C <sub>18</sub> dienoic acid	1.90– 2.67%
C <sub>18</sub> trienoic acid	0.65– 1.24%
C <sub>20</sub> monoenoic acid	10.03–12.35%
C <sub>20</sub> dienoic acid	0.98– 1.26%
C <sub>22</sub> monoenoic acid	4.04– 6.77%



C <sub>22</sub> pentanoic acid	1.36– 2.86%
C <sub>22</sub> hexanoic acid	1.51– 2.74%

2. The component acids of blubber oil of the Southern elephant seal and the Northern elephant seal were nearly similar, except that there is remarkable difference in C<sub>18</sub> monoenoic acid content.

### REFERENCES

- TSUJIMOTO, M. (1916). Studied on the Saghalien seal oil. *J. Soc. Chem. Ind. Japan.*, 19: 715–23.
- WILLIAMS, N. V. & MAKHROV, G. A. (1935). A chemical study of seal oil. *Schrift. Zent. Forsch. Lebensm. (U.S.S.R.)* 4: 157.
- UENO, S. & IWAI, M. (1939). Studies on the antarctic seal oil. *J. Soc. Chem. Ind. Japan*, 42: 784–6.
- HILDITCH, T. P. (1941). *Industrial Fats and Waxes*, Bailliere, Tindall & Cox, London. 1941, p. 88.
- BAUER, K. H. & NETH, W. (1942). Seal oil. *Chem. Umschau*, 31: 5–7.
- BURKE, F. & JASPERSON, H. (1944). Component acids of seal oil. *J. Soc. Chem. Ind.*, 63: 245.
- HILDITCH, T. P. & PATHAK, S. P. (1947). The use of low-temperature crystallization in the determination of component acids and glycerides of Grey (Atlantic) seal. *J. Soc. Chem. Ind.*, 66: 421.
- HILDITCH, T. P. & PATHAK, S. P. (1949). The component acids of some seal blubber and liver fats. *Biochem. J.*, 44: 218.
- WINTER, G. & NUNN, W. J. (1950). Component fatty acids of elephant seal oil. *J. Sci. Food Agric.*, 1: 18.
- WINTER, G. & NUNN, W. J. (1950). Component fatty acids of elephant seal oil-distribution in the body. *J. Sci. Food Agric.*, 1: 311.
- MEARA, M. L. (1952). The component acids of the milk fat of a Grey Atlantic seal. *Biochem. J.*, 51: 190.
- WINTER, G. & NUNN, W. J. (1953). Component of the blubber fat of Crab-eater seal. *J. Sci. Food Agric.*, 4: 442.
- TSUYUKI, H. (1957). On the oils contained in various blubbers of northern elephant seal, *Mirounga angustirostiris*. *Sci. Rep. Whales Res. Inst.*, 12: 235.
- TSUYUKI, H. (1958). Component fatty acids of northern elephant seal, *Mirounga angustirostiris*, oil. *Sci. Rep. Whales Res. Inst.*, 13: 323.
- ICHIHARA, T. & NISHIWAKI M (1966). External measurements and weight of a southern elephant seal. *Sci. Rep. whales Res. Inst.*, 20;

ICR

一般財団法人 日本鯨類研究所  
THE INSTITUTE OF CETACEAN RESEARCH